

Comberton Parish Plan

Summary of Questionnaire Findings March 2012



The Results:

What you say you want.....

- Affordable homes
- Speed Control in Barton Rd. & West St.
- Village outdoor sports & leisure facilities should be improved
- A more frequent bus service
- A cycle route through the village

Now what do we do about it?

Introduction

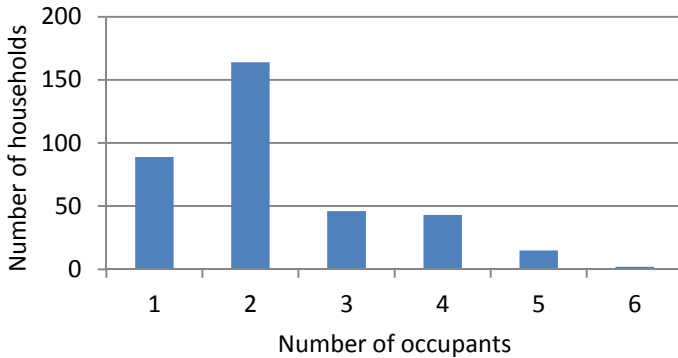
In 2010 questionnaires were distributed to every household in the village. 359 were returned, representing 814 people; 36.5% of the population. The level of response is much lower than we received in 2001, when around 80% completed the questionnaire. The questionnaire results can be viewed on the village website (www.comberton.org.uk)

Thank you to everyone who took the time to complete their questionnaire. Your views are really important to the Parish Council and will help it decide what happens over the next few years.

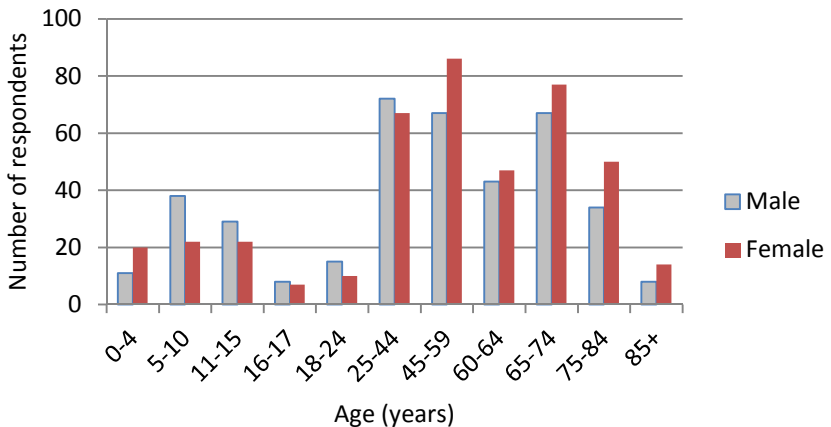
The previous questionnaire in 2001 was instrumental in production of the Parish Plan in 2003. Comberton was one of the first parishes in South Cambridgeshire to complete a parish plan. This resulted in several successful grant applications for facilities such as the Skateboard Park, the Youth Shelter, Safer Routes to School Path, the Recreation Ground Extension and also a contribution to the Village Hall.

Some facts about the respondents

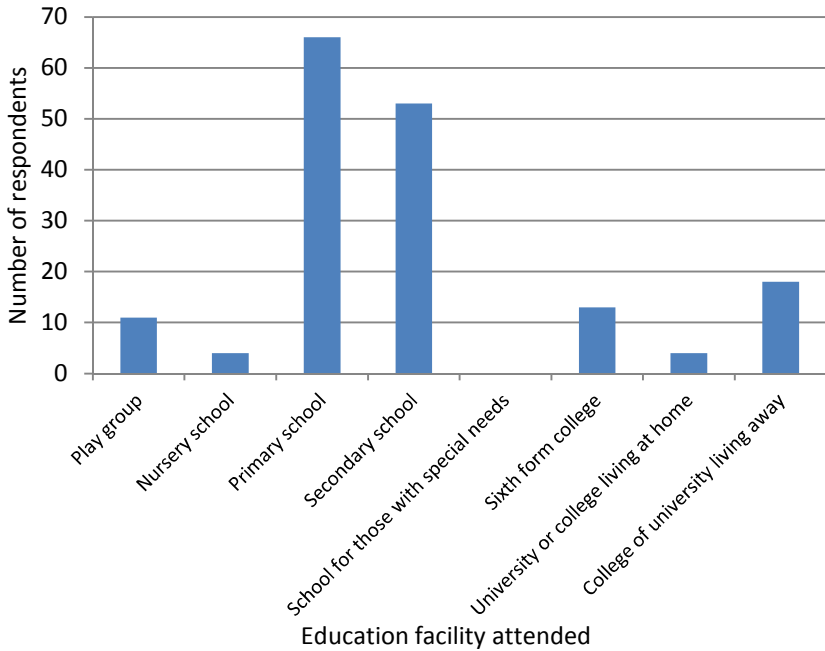
Houses with 2 people living in them are still the most common in Comberton, the graph below is almost identical to 2001



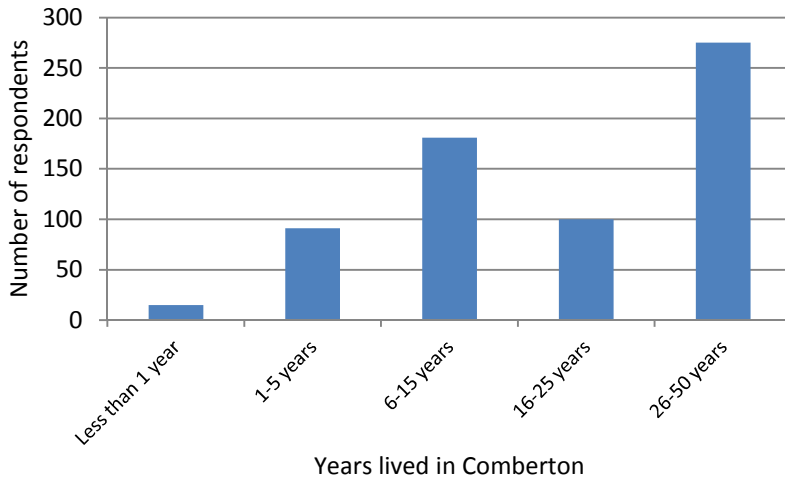
Proportionately, the population over 60s has increased most since 2001



The Primary and Secondary schools are well attended.



As in 2001, most people have lived in the village a long time. 84% have lived here over 6 years.



The 359 households who responded to the questionnaire told us that they own 503 cars, 15 vans, 31 motorbikes, 4 specially adapted vehicles and 435 bicycles. A slight proportional increase since 2001.



20% of respondents work from home (a 5% increase from 2001) and 21% work in the City Centre (a 10% drop since 2001)

The percentage of respondents in employment has dropped 10% to 39%. People enjoying their retirement has nearly doubled from 23% to 42%. Unemployment has also halved since 2001.

Car usage for work, training and study has fallen slightly from 68% to 63%. Walking and Cycling have increased by around 10% while bus usage has halved to 4%

So what needs to change?

People still want a quicker, cheaper and more frequent bus service.



In 2001 speeding and traffic control was a major concern. 50% supported traffic calming and 42% supported speed cameras. In the 2010 questionnaire 50% of respondents want a 20mph speed limit near the schools and 40% want a 40mph limit between Horizon

Park and the mini roundabout. 45% want a pedestrian/cycle crossing.

87% of people want a cycle route though the village from the College to the mini roundabout. 63% would like a route on Long Road.



84% of respondents read Contact every month.



There is a need for affordable/starter homes (shared equity and rented) in the village with approx 30% of respondents asking for these.

51% of respondents want more shops to be encouraged in and around Comberton. 49% think small businesses should be encouraged. 42% of respondents want to see more eating facilities.

61% use the Village Hall at least once a month with 46% use the community facilities at Comberton Village College monthly.

Thoughts on reducing crime are broadly similar to 2001 with a greater police presence and more activities for young people the top answers



50% of respondents think that outdoor sports and leisure facilities should be improved using parish precept funds.

42% think the sandpit should remain as it is while 43% want it removed and 15% want it replaced.

49% think the level of precept expenditure on pavilion facilities is about right with 38% of respondents think it should be increased to improve facilities.

The majority of respondents think that dog walkers are leaving to much mess around the village.



Litter is not as much of a concern as it was in 2001.

53% support reducing the amount of light pollution in Comberton.

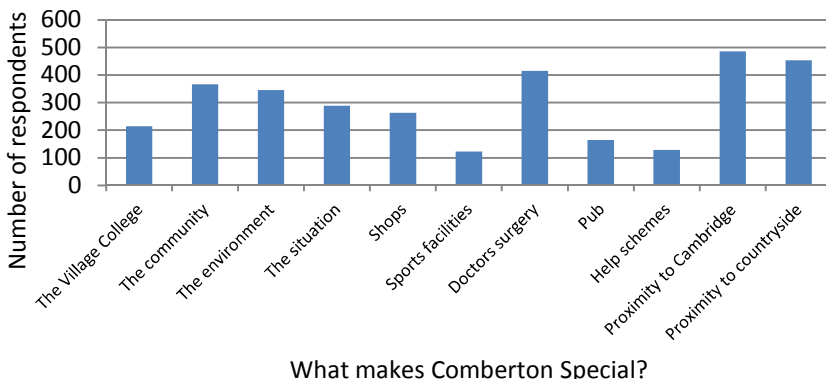
In 2001 50% of respondents said they would be willing to pay a slightly higher council tax to improve the services in Comberton. In 2010 60% were prepared to pay slightly more to improve the environment.

92% of respondents think trees are an important part of Comberton. 92% think hedgerows are important.



Most respondents would like the pond to be managed, to encourage more wildlife.

There is a large range of things that help make Comberton Special.



So what do we do next?

- The Parish Council has already started work on delivering your priorities.
- The Normandy Close (The Valley affordable housing) development is close to completion.
- The Parish Council continues with its development plan for the recreation ground which includes seeking funding for sports pitches and development of facilities, including new play equipment and adult fitness equipment.
- The Parish Council has consulted with residents and the Police with a view to reduce the speed limit in Barton Rd. (from Horizon Park to the Long Rd. junction) from 60mph to 30mph. Funding has been approved and it's expected that this will happen by Autumn.

Get Involved

Articles will be in Contact letting you know how you can get involved.

The Council considered its draft action plan at the March meeting. A copy will be available at www.comberton.org.uk/parishplan/